

# The Impact of Big Data Analytics on Customers' Online Behaviour

Qiuchen Li, Jinkun Xing, Ou Liu, and Woonkian Chong

**Abstract**—Nowadays, huge amounts of data are exchanged and collected in the business world every day. For e-commerce firms, data from different sources (e.g. online transactions, search history and social media) can be analysed and provide insights to business managers. As many e-commerce companies claimed, Big Data Analytics (BDA) is the most efficient way to dig out the insights and to develop specific strategy for the company so far. Therefore, this project aims at exploring the effects of BDA brought on customers' online behaviour to examine whether the BDA is as successful as firms stated.

**Index Terms**—Big data analytics, customer behaviour, online purchase, e-commerce

## I. INTRODUCTION

The world is changing so does the customer's purchase behaviour. It is widely acknowledged that today's consumer purchase decision process flows through significantly different stages compared to purchase decision process of consumers before in the decades ago. [1] stated that the main change itself is observed not in the shift in consumer preferences, but rather in a way each of us gets hands on the product desired. The recent trend showed the rapidly increasing share of online consumers as well as the share of consumers settling the bills by the means other than cash even if they shop at the physical store. This new fashion of shopping brings up challenges as well as opportunities to improve customer service and boost the sales. Every single consumer who shops online or transacts via online payments leaves so-called digital footprint, a trail of data one creates when performing actions online [2]. New way of customer behaviour can easily confuse the merchants who are not equipped to deal with a new trend, at the same time, information collected from this footprint, given proper analysis, can tell the merchant unique hints on particular consumer's behaviour and even habits. Big Data Analysis is a powerful tool to tackle these challenges and utilize the opportunities [3]. This paper will investigate what impact

Manuscript received January 1, 2017; revised February 1, 2017. This work was supported in part by Xi'an Jiaotong-Liverpool University under SURF project no. 201619.

Q. Li is with the International Business School Suzhou, Xi'an Jiaotong-Liverpool University, Suzhou, China. (e-mail: [Qiuchen.Li13@student.xjtlu.edu.cn](mailto:Qiuchen.Li13@student.xjtlu.edu.cn)).

J. Xing is with the University of Liverpool, Liverpool, UK. (e-mail: [Jinkun.Xing14@student.xjtlu.edu.cn](mailto:Jinkun.Xing14@student.xjtlu.edu.cn)).

\* O. Liu is with the International Business School Suzhou, Xi'an Jiaotong-Liverpool University, Suzhou, China. (corresponding author, phone: +86(0)512 8188 3264; e-mail: [Owen.Liu@xjtlu.edu.cn](mailto:Owen.Liu@xjtlu.edu.cn)).

W. Chong is with the International Business School Suzhou, Xi'an Jiaotong-Liverpool University, Suzhou, China. (e-mail: [Woonkian.chong@xjtlu.edu.cn](mailto:Woonkian.chong@xjtlu.edu.cn)).

does Big Data Analysis has on the current operations and to what extent it is utilized by the modern merchants as well as what exact benefits it can provide for the user.

The remaining parts of this paper are organized in the following way. In Section two, existing literatures and researches related to customer behaviour both offline and online are identified, and the process of BDA is summarized. The third section introduced the methodology. Next section analyzed the data generated from online survey. Through MATLAB we examined the relationship between frequently browsing items and finally purchasing items on the e-commerce websites. Furthermore, a flow chart about BDA operated in the field of capturing customers has been developed based on the most popular Chinese e-commerce websites Taobao.com. Finally, Section five indicates that this paper has answered three major questions related to BDA, which provide a relatively clear pattern of BDA in relation to more strategic marketing decision making.

## II. LITERATURE REVIEW

In this section, we will review existing literatures related to both offline and online customer behaviour, and summarise the process of BDA.

The traditional offline customers' behaviour follows the first flow chart shown on the Fig 1. Above all, customers realize their needs and wants. And then customers start to search as much information about products as they can, such as price, functions, from different sources (e.g. friends, Internet). After that, customers would evaluate the alternatives based on their preference. Finally, the purchasing decision is made.

The customers' online behaviour is transformed from physical to the screen, it can be seen from the Fig 1. Nowadays, [4] stated that online shopping is speedily moving toward mobile devices, 54.8% online customers shop on the mobile in China among 410 million online customers by the end of 2015. Online customers complete the whole process on the Internet, searching, questioning, purchasing, making payment and tracking the delivery, etc. Also, the number group of customers who pay online and shop offline is gradually becoming bigger, such as Alipay and WeChat Pay. Once customers make the payment online through scanning the QR code, the relevant official accounts are automatically followed. All these online performances are conducted through exchanging information between both customers and firms [5].

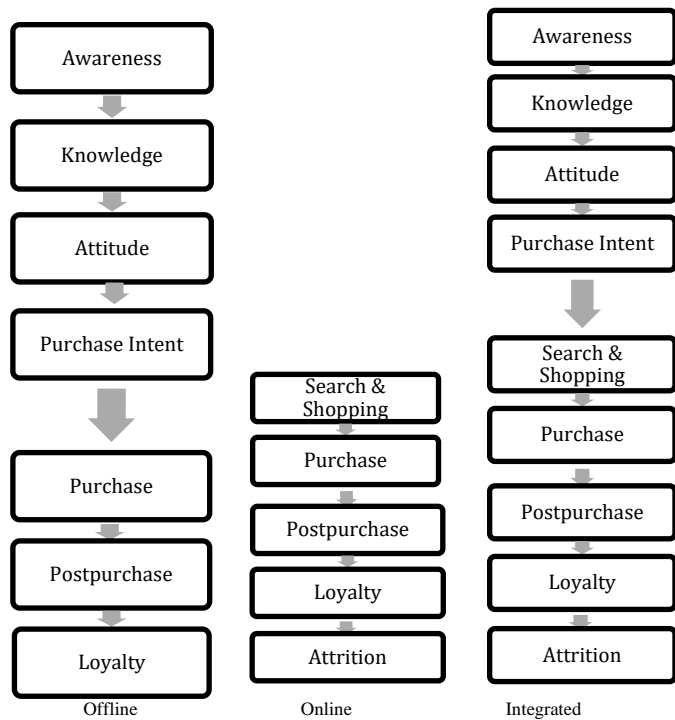


Fig 1. Offline and Online Customer Purchasing Process

Nowadays, it has become a data-driven business world. The use of big data is not only restricted with the field of IT, but also the whole value chain of an industry [6]. Acquiring data is the first step, which means the use of all kind of intelligent networking terminal toward users' information carries out a full range of data collection in order to achieve B2C customized [7]. Next could be further separated into two stages: back stage and front stage. And the next step of back stage is data mining to extract important information from the mass data and keep data in the data warehousing system with collected offline data [7]. For the front stage, digitalized marketing would allow personalization in terms of the online services to achieve the best shopping experience [7]. Then, distribution system allows firms to control the supply and provide customers with the accurate information. Digital logistics allows both firms and customers track the real-time logistics based on the online and offline data docking, which can achieve the efficient and transparent logistics system [8].

In the process of the data-driven marketing, offline and online data exchanging is involved through the system and process, which strengthen the relationship between customers and firms [8].

### III. METHODOLOGY

The research aims to examine the effect of BDA on customers' online behaviour, finding out what BDA used for customers and marketing activities is the first step. Thus the first step is Secondary Research. Secondary data were collected and relevant literatures were referred for developing the insight related to the online shopping and BDA. Once gaining the knowledge related to BDA and its impact on customers' online behaviour, the second step is to conduct the survey by online questionnaire in order to examine the efficiency of using BDA on marketing. Approximate 450 individuals filled in the questionnaire. The

data were analyzed by SPSS and MATLAB and corresponding graphs were plotted in the MATLAB. Also, in order to generate strong insight from the industrial perspective, the third step, an in-depth interview to the marketing manager of Alibaba was conducted orally with regard to the impact of big data analytics on Alibaba, while the paper version of the interview questions was provided.

### IV. DATA ANALYSIS AND FINDINGS

Based on the analysis of the aforementioned online survey, we get Fig 2, which predicts the impact of browsing different items on purchasing product from these items (larger than 0.7 stands for strong correlation, lower than 0.3 stands for weak correlation). It demonstrates that the browsing and purchasing in each item show strong correlation, that is the higher the browsing frequency means the greater chances to purchase satisfied product from this item. This is extremely obvious for Guess you like and Related product.

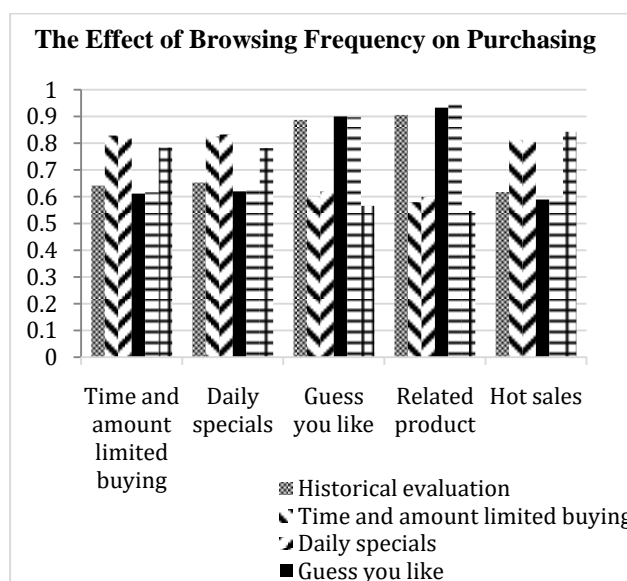


Fig 2. The effect of browsing frequency on purchasing

It can be acknowledged from the Fig 2:

1. The coefficient of correlation between the browsing and purchasing of time and amount limited buying is approximately 0.83
2. The coefficient of correlation between the browsing and purchasing of daily specials is approximately 0.84
3. The coefficient of correlation between the browsing and purchasing of guess you like is approximately 0.89
4. The coefficient of correlation between the browsing and purchasing of related product is approximately 0.95
5. The coefficient of correlation between the browsing and purchasing of hot sales is approximately 0.85

Therefore, the browsing of all these contents could promote decision making when purchasing product, which means customers are very likely to purchase products in these items after browsing. This confirms that related recommendation provided by big data analytics could indeed improve purchasing power. Pay attention to guess you like and related product: big data analytics could precisely capture the intention and preference of consumers, offer

recommendations fitting the demand of consumers and thus improving purchasing power.

Fig 3 (MATLAB calculation flow chart) demonstrates the rank of PC1 (the first principal component). The first column corresponds to the option number, the second relates to the principal component score and the third stands for the rank.

It can be acknowledged from the Fig 3 that the PC1 of the fourth (related product), the third (guess you like) and the fifth (hot sales) rank the top three, and thus these three items have the greatest impact on consumption level.

```

y1 = zscore( A ) * d( :, 6)
y1 =
-2.2286
-2.1398
1.2767
2.1325
0.9592
[f1, i1]= sort( y1 ) ;
[f2, i2]= sort( i1 ) ;
[flipud( i1) ,flipud( f1) , f2]
ans =
4.0000 2.1325 1.0000
3.0000 1.2767 2.0000
5.0000 0.9592 3.0000
2.0000 -2.1398 4.0000
1.0000 -2.2286 5.0000
    
```

Fig 3. The rank of the first principal component

Fig 4 (MATLAB calculation flow chart) presents the rank of PC2 (the second principal component). It can be Acknowledged from Fig 4 that the PC2 of the first (time and amount limited buying), the fifth (hot sale) and the fourth (related product) rank the top three, and thus these three items have the greatest impact on consumption level.

```

y2 = zscore( A ) * d( :, 5)
y2 =
1.5768
-1.5619
-1.1000
0.4565
0.6285
[f1, i1]= sort( y2 ) ;
[f2, i2]= sort( i1 ) ;
[flipud( i1) ,flipud( f1) , f2]
ans =
1.0000 1.5768 1.0000
5.0000 0.6285 2.0000
4.0000 0.4565 3.0000
3.0000 -1.1000 4.0000
2.0000 -1.5619 5.0000
    
```

Fig 4. The rank of the second principal component

Fig 5 (MATLAB calculation flow chart) illustrates the main component scores ranking. (The third column corresponds to the score descending, the first two columns related to the score of different options in PC1 and PC2, and the fourth column stands for the serial number of the options).

```

All principal components analysis :
>> result_report
result_report =
2.1325 0.4565 2.5890 4.0000
0.9592 0.6285 1.5877 5.0000
1.2767 -1.1000 0.1767 3.0000
-2.2286 1.5768 -0.6518 1.0000
-2.1398 -1.5619 -3.7017 2.0000
    
```

Fig 5. The main component scores ranking

The result report demonstrates that the fourth option (related product), the fifth option (hot sales) and the third option (guess you like) rank top three (achieving 2.5890, 1.5877 and 0.1767 relatively). Therefore, these three items have the most comprehensive influence on levels of consumption. The more purchase from these three items leads to higher average consumption. Simultaneously, related product, hot sales and guess you like reflect the consumer recommendation offered by big data analytics. In sum, big data analytics could largely promote online consumption.

Finally, in order to generate strong insight from the industrial perspective, an in-depth interview to the marketing manager of Alibaba was conducted with regard to the impact of big data analytics on Alibaba. The BDA process of E-commerce website, Taobao.com, used for marketing is a closed loop. It includes information collection, big data analytics, individualized marketing strategy, personalized shopping experience and order making. It can be seen from the Fig 6.

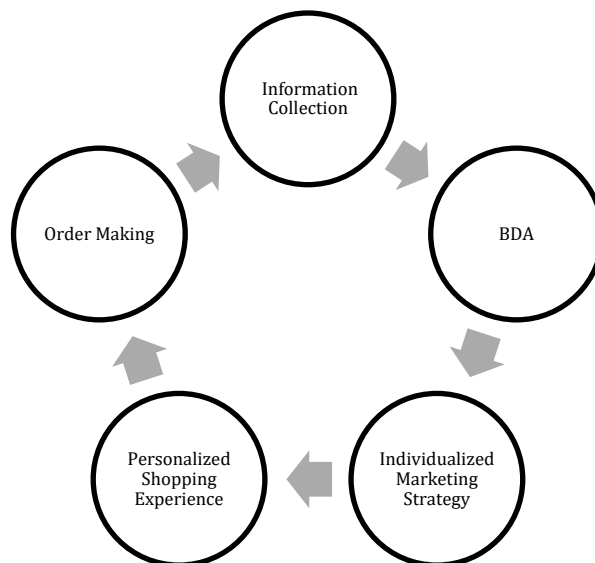


Fig 6. The BDA process of Taobao.com for marketing

Each stage in the process has different IT system and knowledge involved in.

1. Information Collection: Transaction information is the most important information to collect (Alipay is one of the significant method for collecting information that allows to collect information transacted on Taobao.com and off Taobao.com). Also, personal information from the Taobao account, such as shopping cart, devices, searching history, visiting records demographic information, etc.

2. BDA: Data mining tools and database systems are used to assort, analyze and use data (e.g. CRM system).
  3. Individualized Marketing Strategy: Personalized promotion messages are pushed on various channels (e.g. SMS, E-MAIL, Taobao.com's notifications). Also, personalized interface (Mobile & PC) is the way to generate better customers' online experience (e.g. "Suggestion" "Guess you Like" "Daily Special", etc.).
  4. Personalized Shopping Experience: It is more easily to find the favorite goods, and digital membership system support personalized promotion, which generates more impulsive purchasing behaviour.
  5. Order Making: Customers complete the final purchase by filling in the profile form and making the payment.
- [4] Dong, Y (2016) '344 million people shop on the mobile, Chinese Internet users are up to 688 million!', News [Online], Available from: [http://news.xinhuanet.com/tech/2016-01/26/c\\_128668609.htm](http://news.xinhuanet.com/tech/2016-01/26/c_128668609.htm) (Accessed: 8 August, 2016).
  - [5] Strauss, J. and Frost, R. (2012) *E-Marketing* 6th ed, International ed.; Upper Saddle River, N.J. : Pearson/Prentice Hall.
  - [6] Chen, H., Chiang, R. H. L. and Storey, V. C. (2012) 'Business Intelligence And Analytics: From Big Data To Big Impact' *MIS Quarterly*, 36 (4), 1165-1188.
  - [7] EREVELLES, S., FUKAWA, N. & SWAYNE, L. (2016) 'Big Data consumer analytics and the transformation of marketing', *Journal of Business Research*, 69 (2), 897-904.
  - [8] GERRIKAGOITIA, J. K., CASTANDER, I., REBÓN, F. & ALZUA-SORZABAL, A. (2015) 'New Trends of Intelligent E-marketing Based on Web Mining for E-shops', *Procedia - Social and Behavioral Sciences*, 175 75-83.

Each stage in the process involves the data exchanging between customers and firms, which allows customers to have a better shopping experience.

#### V. CONCLUSION

This study focuses on the impact of Big Data Analysis on the current marketing operations and how BDA changes customers' online behaviour. Online survey has been conducted to investigate customers' attitudes and behaviour based on a series of marketing activities performed by e-commerce firms. Also, an in-depth interview has been conducted to explore the usefulness of BDA in the area of marketing. The research findings include:

Firstly, with capabilities provided by BDA, firms are able to:

- Deeply understand the changes among customers' needs
- Respond to customers and supply chain quickly
- Get feedbacks of products from customers easily
- Develop the comprehensive understanding of the products and services
- Improve the strategy to fit the market speedily

Secondly, BDA brings great effects on customers' online behaviour in terms of customer satisfaction and impulsive purchasing behaviour. On the one hand, big data analytics could precisely capture the intention and preference of consumers, offer recommendations fitting the demand of consumers. On the other hand, big data analytics make marketers understand customers comprehensively, thus firms could develop more personalized promotion strategies to increase the purchasing rate, which increase more impulsive purchasing behaviour.

#### REFERENCES

- [1] CLEMONS, E. K. (2008) 'How Information Changes Consumer Behaviour and How Consumer Behaviour Determines Corporate Strategy', *Journal of Management Information Systems*, 25 (2), 13-40.
- [2] Goes, P. B. (2014) 'Big Data and IS Research', *MIS Quarterly*, 38 (3), iii-viii.
- [3] Jifeng, L., Sulin, B. & Han, Z. (2012) 'The Effectiveness Of Online Shopping Characteristics And Well-Designed Websites On Satisfaction', *MIS Quarterly*, 36 (4).