

Design of Circular Microstrip Antenna Using Artificial Neural Networks

Jagtar Singh, A.P. Singh, and T.S. Kamal, *Member, IAENG*

Abstract— In this paper an artificial neural network (ANN) model has been developed for design of circular microstrip patch antenna. The major advantage of the proposed approach is that, after proper training, proposed neural model completely bypasses the repeated use of complex iterative process for design of such types of antennas, thus resulting in an extremely fast solution with high accuracy. The difficulty in designing microstrip patch antennas is due to the involvement of a large number of physical parameters and hence their associated optimal values. It is indeed very difficult to formulate an exact numerical solution through empirical studies based on practical observations. In order to circumvent this problem, an alternative solution is achieved using artificial neural networks. The proposed technique used feed-forward back-propagation artificial neural network (FFBP-ANN) with one hidden layer & trained by Levenberg-Marquardt back propagation learning algorithm as an approximate model for design of circular microstrip patch antennas with reasonable accuracy. IE3D software has been used to generate data dictionary for training and validation set of ANN. Also Results of proposed ANN models are compared with simulated and theoretical values, these results are found in agreement with same.

Index Terms— Micro-strip, Antenna, Artificial Neural Network, Circular.

I. INTRODUCTION

Microstrip antennas are increasing in popularity for use in wireless applications due to their low profile structure. The circular microstrip antennas are made up of a circular patch over a ground plane with a substrate thickness h and dielectric constant ϵ . The modes supported by circular patch antenna can be found by treating the patch, ground plane and materials between two circular cavities. The modes that are supported by circular antennas are TM_z^m where z is taken perpendicular to the patch. Microstrip antennas are used in high-performance applications such as spacecraft, aircraft, missile and satellite, where size, weight, cost, performance, ease of installation and aerodynamic profile are constraints and low profile antennas may be

Manuscript received May 19, 2009; revised July 21, 2009. This work was supported by Deptt. of Electronics Engg.Sant Longowal Institute of Engineering Longowal and Yadavindra College of Engineering, Punjabi University Guru Kashi Campus, Talwandi Sabo, Punjab, India.

Jagtar Singh is with The Electronics and Communication Engineering Section, Yadavindra College of Engineering, Punjabi University Guru Kashi Campus, Talwandi Sabo, Punjab, India (phone: 01655-220-305; fax: 01655-220-444. (e-mail: jagtarsivian@yahoo.com).

A.P Singh is with Electronics and Communication Engineering Department Sant Longowal Institute of Engineering Longowal, Punjab, India. (e-mail: amarpartapsingh@yahoo.com)

T. S. Kamal is with Radiant Institute of Technology, Abohar Punjab, India (e-mail: tskamal@yahoo.com)

required. To meet these requirements, microstrip antennas offer an optimal solution [1]. Microstrip antennas are also referred to as patch antennas because of the radiating elements (patches) photoetched on the dielectric substrate. This radiating patch may be square, rectangular, circular, elliptical, triangular and any other desired configuration. Neural networks have recently gained attention as a fast and flexible vehicle to EM/microwave modeling, simulations and optimization. ANN can be used efficiently to design of various types microstrip antenna. In study [2] a comparative evaluation of different variants of back propagation training algorithm has done for the design of rectangular microstrip antenna. ANN can also be used to calculate different parameters of circular microstrip antenna such as resonant frequency [3], input impedance [4] etc. Sufficient amount of work indicates how ANN can be used efficiently to Design circular and rectangular microstrip antennas [5-8]. Also ANN can be used to calculate different parameters of rectangular microstrip antenna such as radiation efficiency [9], resonating frequency [10], directivity [11], feed position [12], resonant frequencies of triangular and rectangular microstrip antennas [13], resonant resistance calculation of electrically thin and thick rectangular microstrip antennas [14] input impedance of rectangular microstrip antennas [15].




Fig.2. ANN model for design of circular antenna

II. GENERATION OF DATA DISCITIONARY

In this work data dictionary for the design of circular microstrip antenna is generated using IE3D software for the training and validation of proposed ANN model. Design of circular microstrip antenna includes the specified information of dielectric constant of substrate (ϵ), the resonant frequency (f_r) and height of substrate (h) for dominating mode. For example for the design of circular microstrip antenna for radius of patch $a=10.1\text{mm}$, height of substrate $h= 1.59\text{mm}$ and dielectric constant $\epsilon_r =2.3$ results of return losses versus frequency are shown in fig.1. The return loss has a minimum value – 35.32 at frequency of

5.31868 GHz. So for resonant frequency 5.31868 GHz, height of substrate $h=1.59\text{mm}$ and dielectric constant $\epsilon_r=2.3$, the radius of circular microstrip antenna is 'a'=10.1mm, So in this way a set of 20 input-output pair is generated for the training and another set of 54 input-output pair for the validation of ANN using IE3D software. Theoretically the radius of circular patch antenna as in [1] given by

$$a = \frac{F}{\left\{1 + \frac{2h}{\pi\epsilon F} \left[\ln\left(\frac{\pi F}{2h}\right) + 1.7726 \right] \right\}^{\frac{1}{2}}} \quad (1)$$

Where $F = \frac{8.791 \times 10^9}{f_r \sqrt{\epsilon}}$

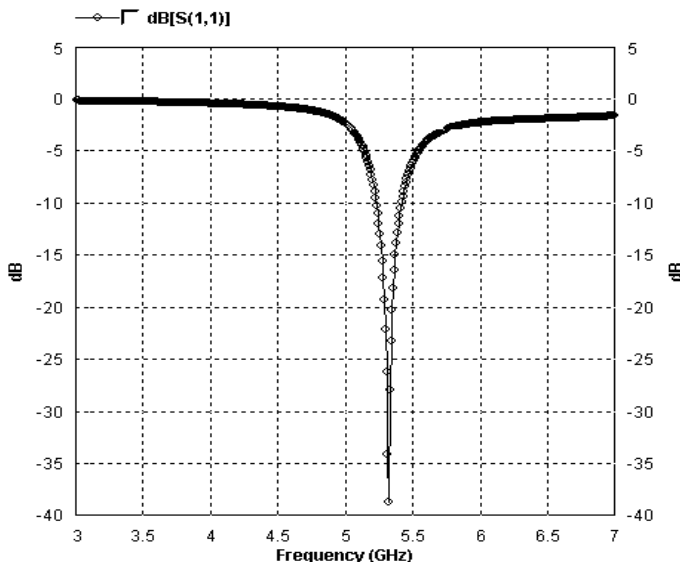


Fig.1. Return losses versus frequency calculated by IE3D software for circular microstrip patch antenna 'a'=10.1mm, h=1.59mm and $\epsilon_r=2.3$.

III. DESIGN OF MICROSTRIP PATCH ANTENNA USING ANN

Artificial neural networks (ANNs) are one of the popular intelligent techniques in solving engineering problems. Neural processing presents a different way to store and manipulate knowledge. It uses a connectionist approach, where connections emphasize the learning capability and discovery of representations. Despite its capability to act as a black box and model systems using learning, domain knowledge is required to apply neural networks successfully in antenna design. In this paper, feed-forward back-propagation artificial neural network with one hidden layer & trained by Levenberg-Marquardt back propagation learning algorithm is used as an approximate model for design of circular microstrip patch as shown in Fig.2. Neural network trained on data dictionary have been applied to calculate the radius of patch antenna, i.e. 'a' for given value of 'h', ' ϵ_r ' and 'f' (GHz) as shown in Fig.2. FFBP-ANN with proper biases, a sigmoid hidden layer and a linear

output layer are capable of approximating any function with definite number of discontinuity and arbitrary accuracy. An algorithm is written by using MATLAB programming and MATLAB neural network tool box to synthesize a FFBP-ANN. An algorithm is implemented to minimize the final MSE of the ANN training phase. The MSE is minimized for 3-11-1 architecture if the ANN is trained with a predefined target and learning rate. Highly sophisticated separate MATLAB code of the implemented algorithm for the training, validation and production phases are developed. The MSE, i.e. performance index [16] is given by

$$\text{MSE} = \frac{1}{n} \sum_{i=1}^n [y_i - F_{ANN}(x_i)]^2 \quad (2)$$

During training, a set of input values corresponding to some selected points in data dictionary help to adjust the weight and biases of neurons to minimize the difference between the ANN output and actual output. However, the best ANN structure (number of layers, number of neurons in each layer, neurons activation transfer function, learning algorithm and training parameters) is not known in advance. Proposed ANN structure with three neurons in input layer, eleven neurons in hidden layer and one neuron in output layer (3-11-1) as shown in Fig.3 is found best fit structure of ANN.

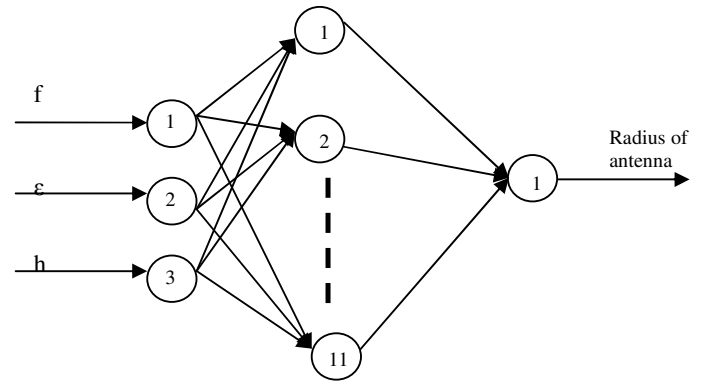


Fig.3 Proposed FFBP-ANN based model for design circular microstrip antenna

IV. RESULTS AND DISCUSSION

A. FFBP-ANN Training

In order to evaluate the performance of proposed FFBP-ANN based model for the design of circular microstrip antenna, simulated results are obtained using equation IE3D software. 20 input-output training patterns are used for training the proposed 3-11-1 ANN structure with learning parameters: performance goal Mean Square Error (MSE) = 9.99488e-008/1e-006, learning rate=0.05 and maximum number of epochs = 2657. The learning characteristic of proposed MLFFBP-ANN based model is shown in fig .4. It has been observed that total no. of 2657epochs are needed to reduce MSE level to a low value 9.99488e-008. Achievement of such a low value of performance goal (MSE) indicates that trained ANN model is an accurate model for designing the microstrip patch antennas. The

absolute error and error (% FS) at each value of radius of circular microstrip antenna are shown in Fig. 4 and Fig.5. It is observed that maximum absolute value of absolute error between target data and estimated data of microstrip antenna is found to be only 9.4571×10^{-4} and that of error (%FS) is 0.0177. Achievement of such low value of these errors (absolute and % FS) further authenticates that the ANN model is accurate model for designing microstrip antenna.

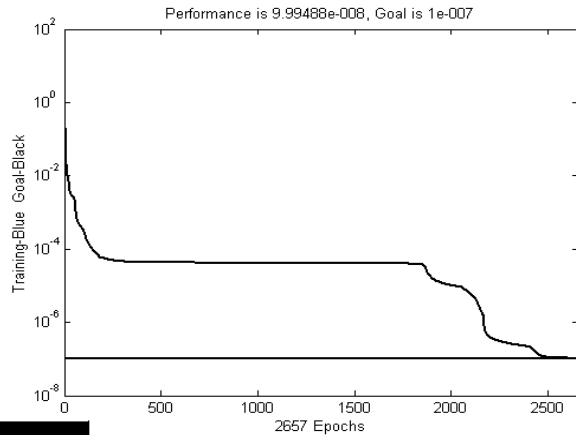


Fig.4. Learning Characteristics of the FFBP-ANN

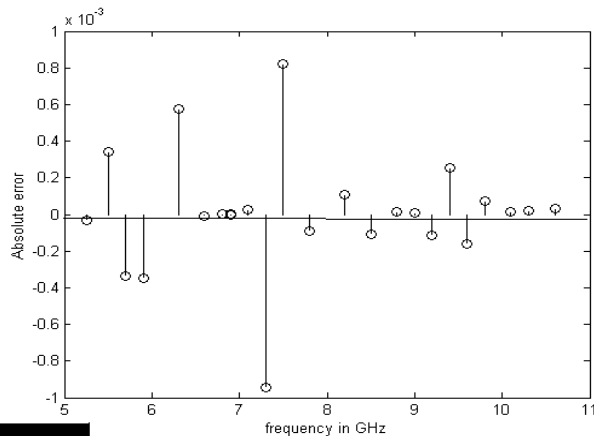


Fig.5. Absolute Error between actual radius and estimated radius of micro strip patch as a result of training study

Results of maximum absolute value of absolute error

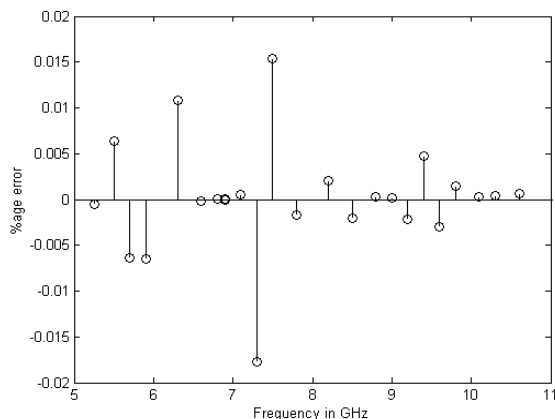


Fig.6. %age error between actual radius and estimated radius of micro strip patch as a result of training study

between simulated radius and estimated radius using FFBP-ANN with 3-11-1 structure trained with Levenberg-Marquard learning rule of microstrip antenna for training data are summarized in Table.1

TABLE I
RESULTS OF FFBP-ANN BASED MODEL FOR THE DESIGN OF MICROSTRIP ANTENNA FOR TRAINING DATA

Parameter	Number of neurons in hidden layer	Epochs	MSE	Maximum absolute error	Absolute value of maximum %age error
Radius of antenna	11	2657	9.99488e-008	9.4571e-004	0.0177

B. Results of Validation Study

In order to validate the results for design of microstrip antenna using proposed 3-11-1 ANN structure, the 54 inputs-output patterns generated for testing proposed structure using IE3D software. The absolute error and error (%FS) at each value radius and radius of circular microstrip antenna as result of validation study are shown in fig.7 and fig.8. It is observed that maximum absolute value of absolute error between actual radius and estimated radius of microstrip antenna as a result of validation study is found to be only 0.1198 and that of error (%FS) is 2.0898. The proposed radius and radius estimated by using FFBP-ANN based mode for microstrip antenna are very close to the simulated results as shown in Fig.8 for given value of resonant frequency, dielectric constant and height of substrate.

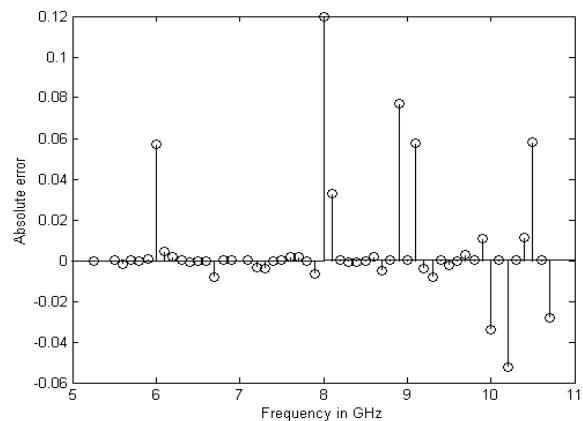


Fig.7. Absolute Error between actual radius and estimated radius of micro strip patch as a result of validation study

Results of maximum absolute value of absolute error between actual radius and estimated radius by using FFBP-ANN with 311-1 structure trained with Levenberg-Marquard learning rule of microstrip antenna for validation data are shown in Table 2. Thus proposed FFBP-ANN based model with 3-11-1 ANN structure is a best accurate structure for designing of circular microstrip patch

TABLE II
COMPARISON OF ERROR OBTAINED FOR FINDING RADIUS
ANTENNA USING VALIDATION OF DATA

Parameter	Maximum absolute error (Absolute value)	Maximum absolute error (%FS) (Absolute value)
Radius of antenna	0.1198	2.0898

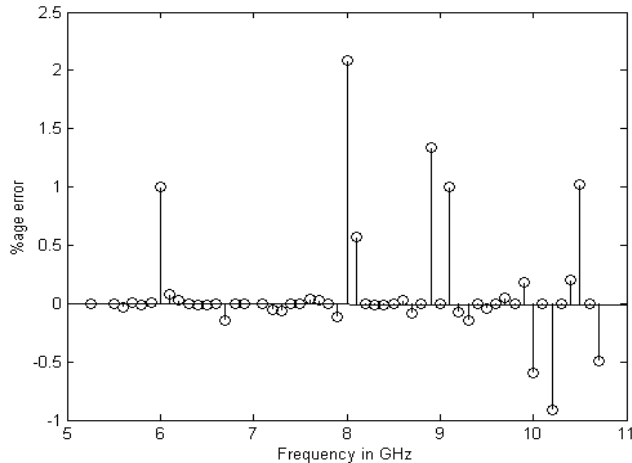


Fig.8. %age error between actual radius and estimated radius of micro strip patch as a result of validation study

V. CONCLUSION

Neural model presented in this work gives almost accurate results for the design of a circular microstrip patch antenna. One can obtain the geometrical dimensions of microstrip patch antenna with high accuracy. The results of present study are quite promising. From the results, it is observed that the proposed modeling technique is very convenient to implement neural models for predicting the design parameters under specified conditions because an extremely small number of epochs are required to train the network. It has a wide possibility of applicability in the design of other types of antennas and parameter estimation also.

REFERENCES

- [1] C. A. Balanis, *Antenna Theory*, John Wiley & Sons, Inc., 1997.
- [2] A.P.Singh, J Singh "On the design of a rectangular microstrip antenna using ANN," *Journal of The Institution Of Engineers(India)* Vol.29, pp 20-25, July 2009.
- [3] S.Pal Gangawar,B.K. Kanaujia ,Paras, "Resonant frequency of circular microstrip antenna using artificial neural networks," *National Journal of Radio and Space Physics*,Vol. 37,June 2008,pp.204-208, May 2008.
- [4] S. Devi, D.C. Panda, S.S. Pattnaik, "A novel method of using artificial neural networks to calculate input impedance of circular microstrip antenna," *Symposium Antennas and Propagation Society International*, vol.3, pp. 462-465, 16-21 June 2002.
- [5] Nurhan Turker, Filiz Gunes, Tulay Yildirim, "Artificial neural design of microstrip antennas," *Turk J Elec. Engin.*, vol.14, 2006.
- [6] J.L Narayan., SriRama Krishna, K.Reddy, L.P, "Design of microstrip antenna using artificial neural networks," *IEEE Trans*, Vol. 1 pp 332-334, Dec 2007.
- [7] Naseer-Moghaddasi, P.D. Barjeoi,A.Nagesh, "A heuristic artificial neural network for analyzing and synthesizing rectangular microstrip antenna," *IJCSNS*,Vol 7,pp 278-281 Dec. 2007.
- [8] R.K.Mishra and A.Pattnyak, "Designing rectangular patch antenna using the neurospectral method," *IEEE Trans. Antennas Propagation* . Vol 51, pp 1914-1921, Aug 2003.
- [9] S. Sagioglu,Kerim Guney,Mehmet Erler, "Computation of radiation efficiency for a resonant rectangular microstrip patch antenna using

- back propagation multilayered perceptrons,"*Journal of Electrical &Electronics*,Vol 3,pp 663-671,Dec 2003.
- [10] Sagioglu,Kerim Guney,Mehmet Erler, "Computation of radiation efficiency for a resonant rectangular microstrip patch antenna using back propagation multilayered perceptrons,"*Journal of Electrical &Electronics*,Vol 3,pp 663-671,Dec 2003.
- [11] Jagtar Singh,A.P.Singh and T.S.Kamal, " Artificial neural networks for estimation of directivity of circular micristrip patch antennas," *International Journal of Engineering Sciences*,Vol.1,pp 159-167, March 2011
- [12] A.P.Singh, J Singh and T.S.Kamal "Estimation of feed Position of a Rectangular Microstrip Antenna Using ANN," *IE (I) Journal-ET*, vol.91, pp20-25, July 2010.
- [13] E.R. Brinhole ,J.F.Z.Destro A.A.C de Feritas, "Determinations of resonant frequencies of triangular and rectangular microstrip antennas, using artificial neural networks," *Electromagnetic Research Symposium* Aug. 2005.
- [14] Karaboga, D., K. G'uney, S. Sagioglu and M. Erler, "Neural computation of resonant frequency of electrically thin and thick rectangular microstrip antennas," *IEEE Proc. Microw. Antennas Propag.*,Vol. 146, 1999.
- [15] S.Pattnaik,S.Panda,S.Devi., "Input impedance of rectangular microstrip patch antenna using artificial neural networks," *Revue/Journal Microwave and Optical Teach*.Vol 32,pp 381-383,2002.
- [16] A.P. Singh,Tara Singh Kamal,Shakti Kumar, "Development of a virtual curve tracer for estimation of characteristics under the influence of disturbing variable," *Sensor actuatorA120*, pp. 518-526,2006.